

# The context of basic skills teaching & learning in Hungary 2013 June 13



**Maria Arapovics PhD**

Eötvös Loránd University  
Faculty of Education and Psychology  
Department of Andragogy  
arapovics.maria@ppk.elte.hu



---

# Lifelong Learning and key competences in Hungary

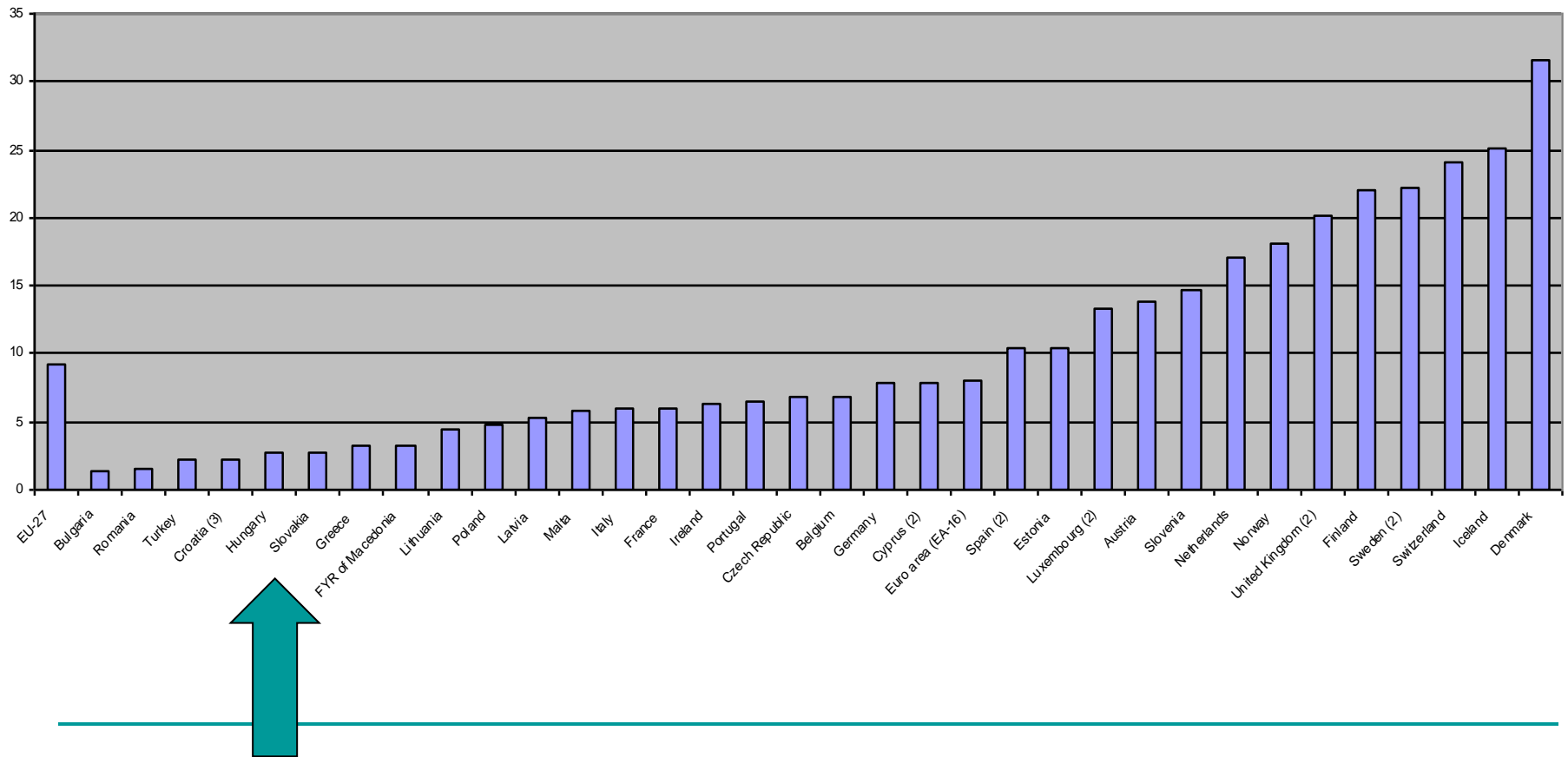
1. Educational and labor market requirements in Hungary traditionally are based on qualifications and a degrees and not so much on competences.
  2. As a result training programmes are typically long - with strong priorities to formal education (including vocational and higher education, accredited courses)
  3. The legislation is in fever of this concepts and accepts training programmes to be formalized and administratively controlled.
  4. This regarding short and informal training. Alternativ training programs call themselves „workshops”, „clubs” etc. to avoid the above burocratic burden.
-

---

# Lifelong Learning and key competences in Hungary II.

- 1. Very low participation of adults in education and training activities compared to the EU-27 it is particularly a problem among the population with low level of education, the elderly and the unemployed.**
  - 2. Resort for learners who have poor prior education, low aspiration and motivation and/or are from deprived background. This leads to quality problems and high drop-out rates.**
  - 3. The level of basic skills of low educational attainment is deeply under the EU average (ALL)**
  - 4. Lack of public resources, low level of participation of the business sector and private individuals in financing the costs of LLL**
-

# Lifelong learning 2009 (% of the population aged 25 to 64 participating in education and training)

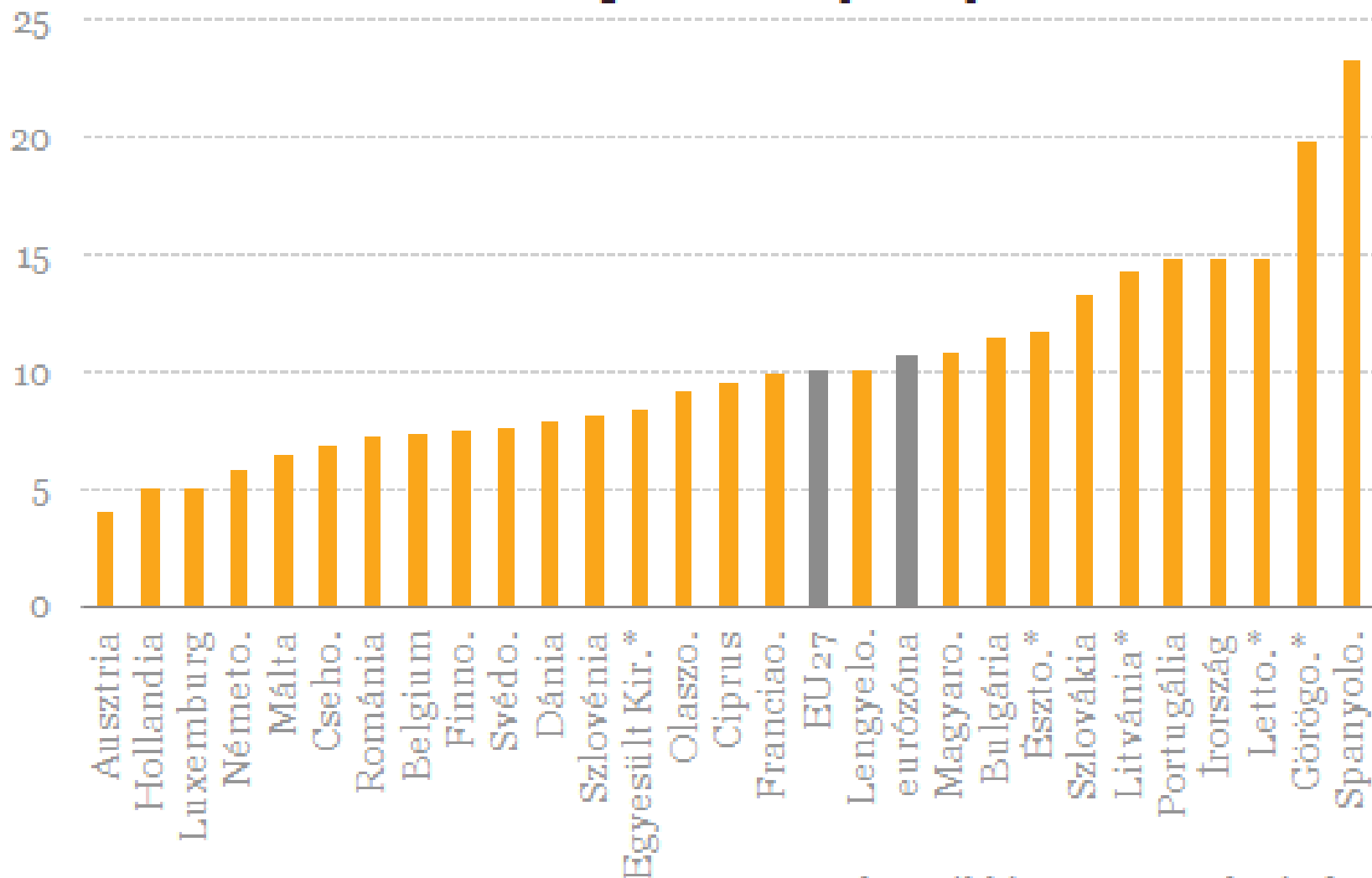


# Hungary v EU

Eurostat 2011.

<b>Population aged 15 to 64</b>	<b>Employment rates (%)</b>	<b>Activity rates (%)</b>	<b>Unemployment rates (%)</b>
<b>EU 27</b>	<b>68,6</b>	<b>70,9</b>	<b>10,4</b>
<b>Hungary</b>	<b>60,7</b>	<b>62,7</b>	<b>11,0</b>
<b>EU 15</b>	<b>69,7</b>	<b>65,8</b>	<b>10,6</b>

## A munkanélküliségi ráta 2012. januárjában (%)



Forrás: Eurostat, Portfolio.hu

\* a legutóbbi 2011 novemberi adat

# Employment rates and education 2011.

Eurostat

<b>Population 25-64</b>	<b>Elementary level schooling (%)</b>	<b>Secondary level schooling (%)</b>	<b>Tercier level schooling (%)</b>
<b>EU 27</b>	<b>53,0</b>	<b>69,9</b>	<b>82,1</b>
<b>Hungary</b>	<b>36,5</b>	<b>62,1</b>	<b>78,4</b>
<b>EU 15</b>	<b>54,4</b>	<b>70,4</b>	<b>82,2</b>

# Unemployment rates and Education, Eurostat 2011.

<b>Population 25-64</b>	<b>Elementary level schooling (%)</b>	<b>Secondary level schooling (%)</b>	<b>Tercier level schooling (%)</b>
<b>EU 27</b>	<b>14,8</b>	<b>7,6</b>	<b>5,0</b>
<b>Hungary</b>	<b>23,1</b>	<b>9,6</b>	<b>3,9</b>



# Hungary's plans to meet 2020 criteria

## National Reform Program 2011

	<b>Europe 2020</b>	<b>Hungary 2012</b>	<b>Hungary's plans to meet 2020 criteria</b>
<b>Employment</b>	<b>75%</b>	<b>60,7%</b>	<b>75%</b>
<b>Tercier schooling</b>	<b>40%</b>	<b>28,1%</b>	<b>30,3%</b>
<b>School drop out</b>	<b>10%</b>	<b>11,2%</b>	<b>10%</b>
<b>Poverty</b>	<b>25%</b>	<b>28,3%</b>	<b>23,5%</b>
	<b>(reduce)</b>		

# Adult Literacy and Life Skills Survey

2006-2007

OECD

\* Statistically significant at the 0.05 level, adjusted for multiple comparisons



Mean proficiency is significantly lower ( $p < .05$ ) than comparison country



Mean proficiency is significantly higher ( $p < .05$ ) than comparison country




No statistically significant difference

# ALL - Prose literacy scale

**A. Prose literacy scale**

Country	Norway	Bermuda	Canada	Netherlands	Australia	New Zealand	Switzerland	Hungary	United States	Italy
Norway		•	▲	▲	▲	▲	▲	▲	▲	▲
Bermuda	•	•	▲	▲	▲	▲	▲	▲	▲	▲
Canada	▼	▼		•	•	▲	▲	▲	▲	▲
Netherlands	▼	▼	•		•	•	▲	▲	▲	▲
Australia	▼	▼	•	•		•	▲	▲	▲	▲
New Zealand	▼	▼	▼	•	•		▲	▲	▲	▲
Switzerland	▼	▼	▼	▼	▼	▼		•	•	▲
Hungary	▼	▼	▼	▼	▼	▼	•		•	▲
United States	▼	▼	▼	▼	▼	▼	•	•		▲
Italy	▼	▼	▼	▼	▼	▼	▼	▼	▼	





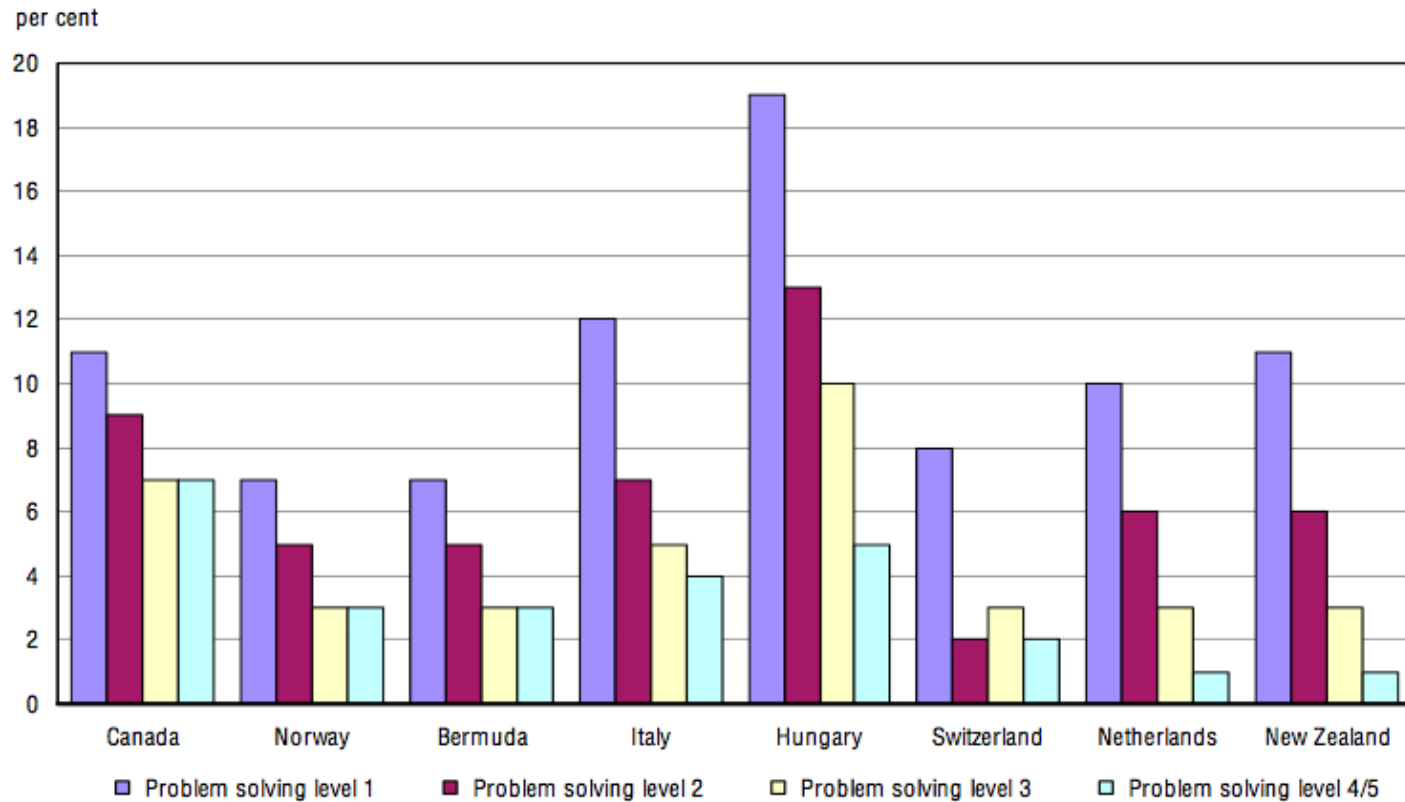


# ALL - Problem solving scale

D. Problem solving scale									
Country	Netherlands	Norway	Switzerland	New Zealand	Canada	Bermuda	Australia	Hungary	Italy
Netherlands		•	▲	▲	▲	▲	▲	▲	▲
Norway	•		•	▲	▲	▲	▲	▲	▲
Switzerland	▼	•		▲	▲	▲	▲	▲	▲
New Zealand	▼	▼	▼		•	•	▲	▲	▲
Canada	▼	▼	▼	•		•	•	▲	▲
Bermuda	▼	▼	▼	•	•		•	▲	▲
Australia	▼	▼	▼	▼	•	•		▲	▲
Hungary	▼	▼	▼	▼	▼	▼	▼		▲
Italy	▼	▼	▼	▼	▼	▼	▼	▼	



# Problem solving and employment



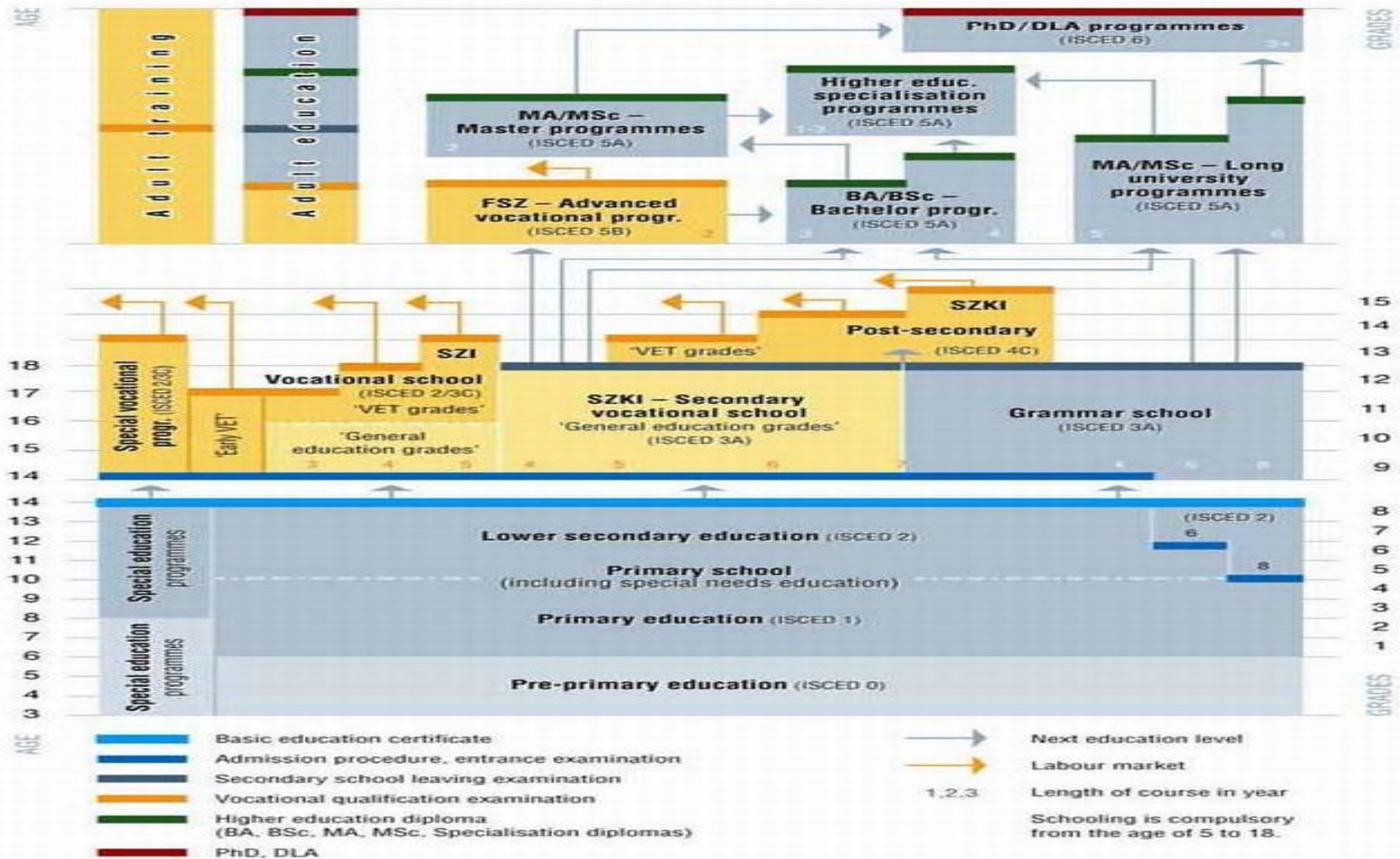
---

# Institutions for LLL

- 1. Formal educational system
  
  - 2. Nonformal (2011)
    - 9726 registered organisations (state financed+ profit and nonprofit organisation)
    - 1540 accredited organisations
    - 720 463 adults (10%) learned on general, language or vocational courses
    - Company trainings are not registered
-



# Education and training system in Hungary

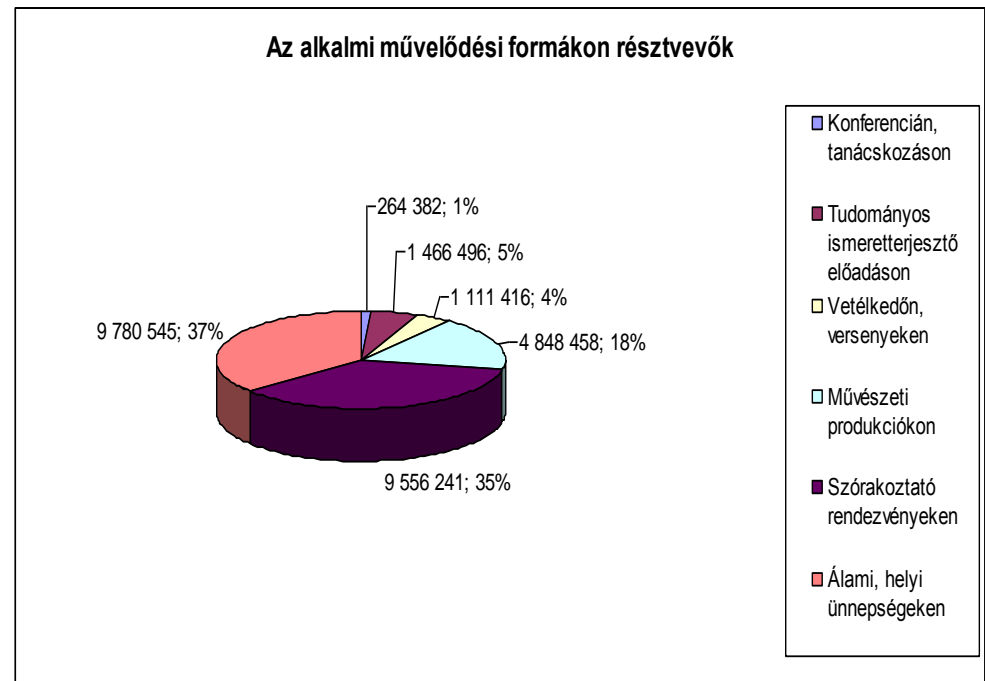


Source: Adapted from Ministry of National Resources.

# Institutions for LLL – nonformal and informal

## ■ 3. Informal

- 2 600 Community cultural centers!
  - Nonformal learning practices and courses nonformal learning events
- libraries, NGOs, folk high schools, museums, etc.



---

# Skills development programmes and training

- Language courses and ICT programmes (in language schools, community cultural centers, libraries, NGOs)
  - „Click on Grandma” – Cultural Centre of Budapest
- Few folk high school programmes (literacy skills)
- EU financed programmes
- NYITOK

**Lack of teachers' training programs**

---

# Thank you for your attention!

- Maria Arapovics PhD
  - [Arapovics.maria@ppk.elte.hu](mailto:Arapovics.maria@ppk.elte.hu)

